






## Committee Boat Cheat Sheet (05-06-2024)

### Committee On Station


			<b>Action</b>
Record Attendance			<ul style="list-style-type: none"> <li>• Use ALCA Attendance Sheet.</li> <li>• Note Crewed or Solo.</li> <li>• Record Sail Number Changes.</li> <li>• Record Boat Type Changes.</li> </ul>
Barging Bouy			<ul style="list-style-type: none"> <li>• Deploy off Port Stern.</li> <li>• Verify Barging Bouy Stays Deployed.</li> </ul>
Select and Display Course Number			<ul style="list-style-type: none"> <li>• Display on Starboard Stern Railing.</li> <li>• Verify Correct Order. (i.e. “2G” not “G2”)</li> </ul>
Position Flag Stand			<ul style="list-style-type: none"> <li>• Position Port Bow area.</li> <li>• Line is Sited from Tall Tube of Stand.</li> </ul>
Ready Flags			<ul style="list-style-type: none"> <li>• Class Flag.</li> <li>• Blue Preparatory Flag.</li> <li>• Individual Recall Flag.</li> <li>• General Recall Flag.</li> <li>• Postponement Flag.</li> </ul>
Ready Stopwatches			<ul style="list-style-type: none"> <li>• Remove Stopwatches from Zip-Lock Bags.</li> <li>• Reset all Three Stopwatches using Lap/Split Reset Button.</li> </ul>
Ready Start Sequence Tablet			<ul style="list-style-type: none"> <li>• Make sure Volume is Set High.</li> <li>• Open Start Sequence Program (Cute Penguin Icon.)</li> <li>• Press RACE button in Program.</li> </ul>

## Committee Boat Cheat Sheet (05-06-2024)




### Start Sequence (one start)

Race Program /Clock	Flag	Horn	Action
10 Second Warning Countdown (6:30 pm)	None	3 short blasts	<ul style="list-style-type: none"> <li>• Call-Out 10 Second Countdown.</li> </ul>
Start Tablet Program		1 blast	<ul style="list-style-type: none"> <li>• At Zero of Countdown</li> <li>• Raise Class flag.</li> <li>• Start Tablet Program. (Follow Prompts).</li> </ul>
4 min		1 blast	<ul style="list-style-type: none"> <li>• Raise Preparatory flag.</li> </ul>
1 min		1 blast	<ul style="list-style-type: none"> <li>• Lower Preparatory flag.</li> </ul>
0 min Start Both Stopwatches		1 blast	<ul style="list-style-type: none"> <li>• Lower Class flag.</li> <li>• Site Start Line for any OCS.</li> <li>• Main and Back-up Stopwatch.</li> </ul>

### Individual Recall (Use this to notify the fleet if one / few boats are over early (OCS).

Individual Recall		1 blast	<ul style="list-style-type: none"> <li>• Raise Individual Recall Flag.</li> <li>• Do Not Hail OCS boat(s).</li> <li>• Keep track of OCS boat(s).</li> <li>• Lower when OCS boat(s) clears.</li> <li>• If OCS boat(s) do not clear, score as DSQ.</li> </ul>
-------------------	---	---------	---

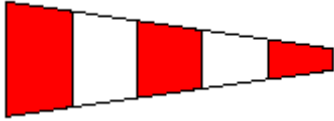
### General Recall (one start) (Use this to notify the fleet if too many boats are over early and cannot be identified (OCS).

General Recall		2 blasts	<ul style="list-style-type: none"> <li>• Raise General Recall Flag.</li> <li>• Stop both watches and reset.</li> <li>• Reset Tablet Program.</li> </ul>
		1 blast	<ul style="list-style-type: none"> <li>• Lower General Recall Flag after all boats return to the start area. (Note, all boats may not return.)</li> </ul>
Start New 5 Minute Sequence		1 blast	<ul style="list-style-type: none"> <li>• No 10 Second Warning Horn to fleet.</li> <li>• Call-Out 10 Second Countdown to C.B. Crew.</li> </ul>

## Committee Boat Cheat Sheet (05-06-2024)

### To Postpone a Start


You can postpone any time before the last start of a race.

Race Clock	Flag	Horn	Action
Stop Watches and Tablet Program  RESET ALL		2 blasts	<ul style="list-style-type: none"> <li>• Raise Postponement flag.</li> <li>• Stop both watches and reset.</li> <li>• Reset Tablet Program.</li> </ul>
		1 blast	<ul style="list-style-type: none"> <li>• Lower Postponement flag.</li> </ul>
Approx. 1min	See "Action"	1 blast	<ul style="list-style-type: none"> <li>• No 10 Second Warning Horn to fleet.</li> <li>• Call-Out 10 Second Countdown to C.B. Crew.</li> <li>• Start new 5 Start Sequence.</li> <li>• Raise Class flag.</li> <li>• Start Tablet Program.</li> </ul>

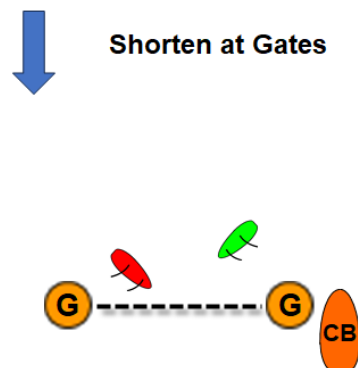
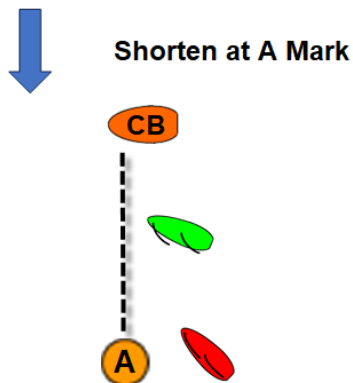
### To Abandon Race

	Multiple Horn blasts	<ul style="list-style-type: none"> <li>• Raise Abandon Race Flag.</li> <li>• Racing done for the night.</li> </ul>
---	----------------------	--

### To Shorten Course

	Two horn blasts	<ul style="list-style-type: none"> <li>• Raise Shorten Course Flag.</li> <li>• Rule 32.2</li> </ul>
---	-----------------	---

- Wait until the leader has rounded the mark/gate immediately prior to the mark/gate intended to be Shorten Course finish line.
- Committee Boat must be in position prior to any boat rounds intended shorten course finish line.
- Finish boats as they cross between Committee Boat and Mark.
- Note that the rules do not prohibit Race Committee from making sounds at other times so, if you think people may not realize that you shortened course, it is certainly acceptable to hold the flag out in a way that is easily visible and make two sounds again.



## Committee Boat Cheat Sheet (05-06-2024)

### To Finish Boats

	<b>Flag</b>	<b>Horn</b>	<b>Action</b>
Site Line / Finish Boats	None	1 blast	<ul style="list-style-type: none"> <li>• Horn for First Boat Over Only.</li> <li>• Use Bull Horn to Call Boats <b>“OVER”</b> as They Cross Finish Line</li> </ul>
Collect Boats Time			<ul style="list-style-type: none"> <li>• Press Lap/Split button on Stopwatch for each Boat Called Over.</li> </ul>
Record Boat Finish Position			<ul style="list-style-type: none"> <li>• Use ORDER OF FINISH Sheet.</li> <li>• Note Crewed or Solo.</li> </ul>
Stop Stopwatch			<ul style="list-style-type: none"> <li>• Press the Start/Stop button at End of Race.</li> <li>• <b>DO NOT RESET</b></li> </ul>
Record Boat Finish Time			<ul style="list-style-type: none"> <li>• Use the RECALL button to recall times from Memory for recording times for each boat.</li> <li>• Transfer / Record after each race.</li> <li>• Record any DSQ, OCS, DNF etc. or Protest.</li> </ul>

### Ready for Second Race

	<b>Flag</b>	<b>Horn</b>	<b>Action</b>
Store Race 1 Stopwatch			<ul style="list-style-type: none"> <li>• Store in Correct Zip-Lock Numbered Bag</li> <li>• <b>DO NOT RESET</b></li> </ul>
Reset Back-up Stopwatch			<ul style="list-style-type: none"> <li>• Reset Back-up Stopwatch using Lap/Split Reset Button.</li> <li>• Retrieve Third Stopwatch. Reset if needed.</li> </ul>
Reset Start Sequence Program			<ul style="list-style-type: none"> <li>• All Clear and Confirm.</li> <li>• Finish Open and Confirm.</li> <li>• End and End Race.</li> <li>• Reset and Reset Race.</li> <li>• Start Button Appears Upper Left.</li> </ul>
Select and Display Course Number			<ul style="list-style-type: none"> <li>• Use ORDER OF FINISH Sheet.</li> <li>• Note Crewed or Solo.</li> </ul>

## Committee Boat Cheat Sheet (05-06-2024)

### End of Night

Store Flags and Equipment.		
Store Race 2 Stopwatch		<ul style="list-style-type: none"><li>• Store in Correct Zip-Lock Numbered Bag</li><li>• <b>DO NOT RESET</b></li></ul>
Retrieve Marks.		
Deliver Results		<ul style="list-style-type: none"><li>• Statistician dock.</li></ul>
Charge Tablet		<ul style="list-style-type: none"><li>• Exit and Clear Program.</li><li>• Place on Charger.</li></ul>